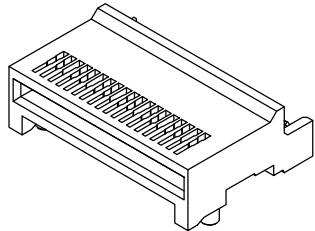

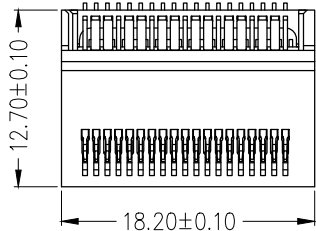


Customer drawing

REV. 版本	ECN NO. 变更说明	DATE 日期
X1	NEW DESIGN	20150814

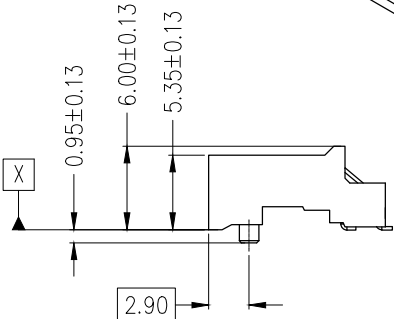
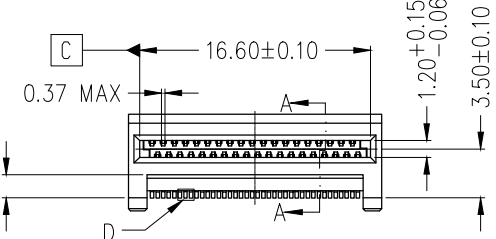
A

A



B

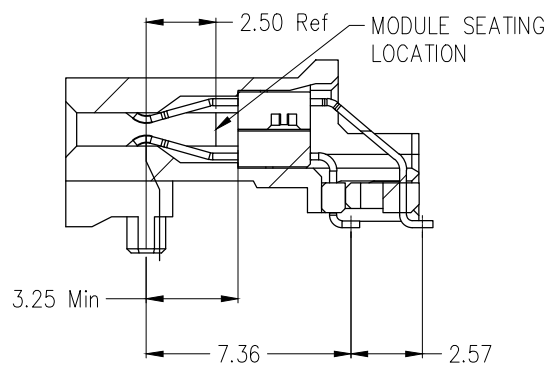
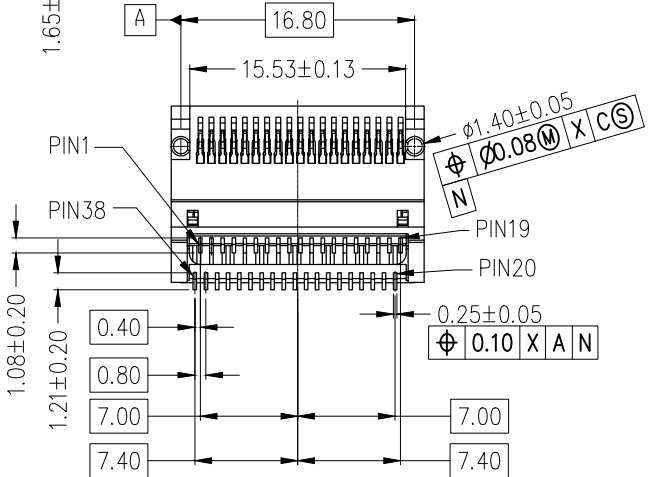
B



NOTE:
 1. Material:
 HOUSING: HIGH TEMPERATURE LCP, BLACK, UL 94 V-0 FLAME RETARDANT.
 2. TERMINAL : NICKEL COPPER ALLOY
 PLATING SPEC AS BELOW:
 OPTION 1
 CONTACT AREA PLATE NICKEL 1.25um MIN, PLATE Gold 0.38um MIN
 SOLDER AREA PLATE NICKEL 1.25um MIN, PLATE MATT TIN 1.5~4.5um
 OPTION 2
 CONTACT AREA PLATE NICKEL 1.25um MIN, PLATE Gold 0.76um MIN
 SOLDER AREA PLATE NICKEL 1.25um MIN, PLATE MATT TIN 1.5~4.5um
 3. ELECTRICAL CHARACTERISTICS
 CONTACT CURRENT RATING: 0.5 AMPERE
 VOLTAGE RATING: 30VAC
 CONTACT RESISTANCE: 50 MILLOHMS MAX
 DIELECTRIC WITHSTANDING VOLTAGE: 300VDC
 4. ENVIRONMENT
 OPERATION TEMPERATURE: -40° C TO 85° C

C

C



SECTION A-A
SCALE 2:1

P/N	DESCRIPTION	GOLD PLATING
10735111D002	QSFP28 1X1 CONNECTOR	0.38um
10735111F002	QSFP28 1X1 CONNECTOR	0.76um

D

D

RoHS Compliant

库乐科技 Tel: 0769-81585156
 Fax: 0769-81605156

TOLERANCES
 公差
 .0 ± 0.25
 .00 ± 0.15
 .00 ± 0.05

Material:
 材质
 SEE NOTE

Finish:
 电镀
 SEE NOTE

Designed:
 设计
 Jed

Checked:
 审核

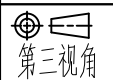
Approved:
 核准
 Robin

NAME:
 名称
 QSFP28 1X1 CONNECTOR

DWG NO:
 图号
 ESF150802

PART NO:
 料号
 SEE TABLE

REV.
 版本
 X1



A4
 SIZE

SCALE
 比例
 1:1

UNIT
 单位
 mm

CUSTOMER:
 客户
 N/A

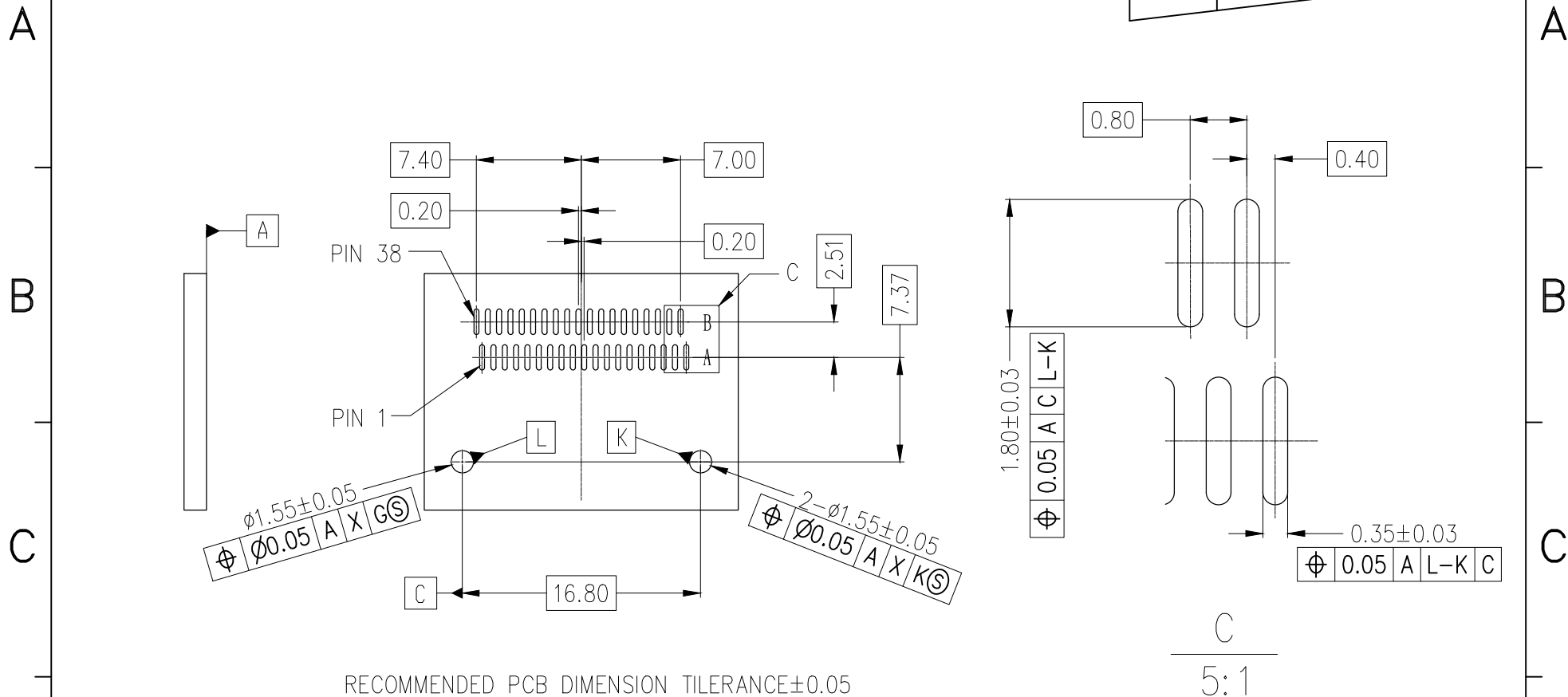
MODEL NO:
 料号
 N/A

ANGLES ± 0.5

SHEET 1 OF 3
 第 1 页 共 3 页

Customer drawing

REV. 版本	ECN NO. 变更说明	DATE 日期



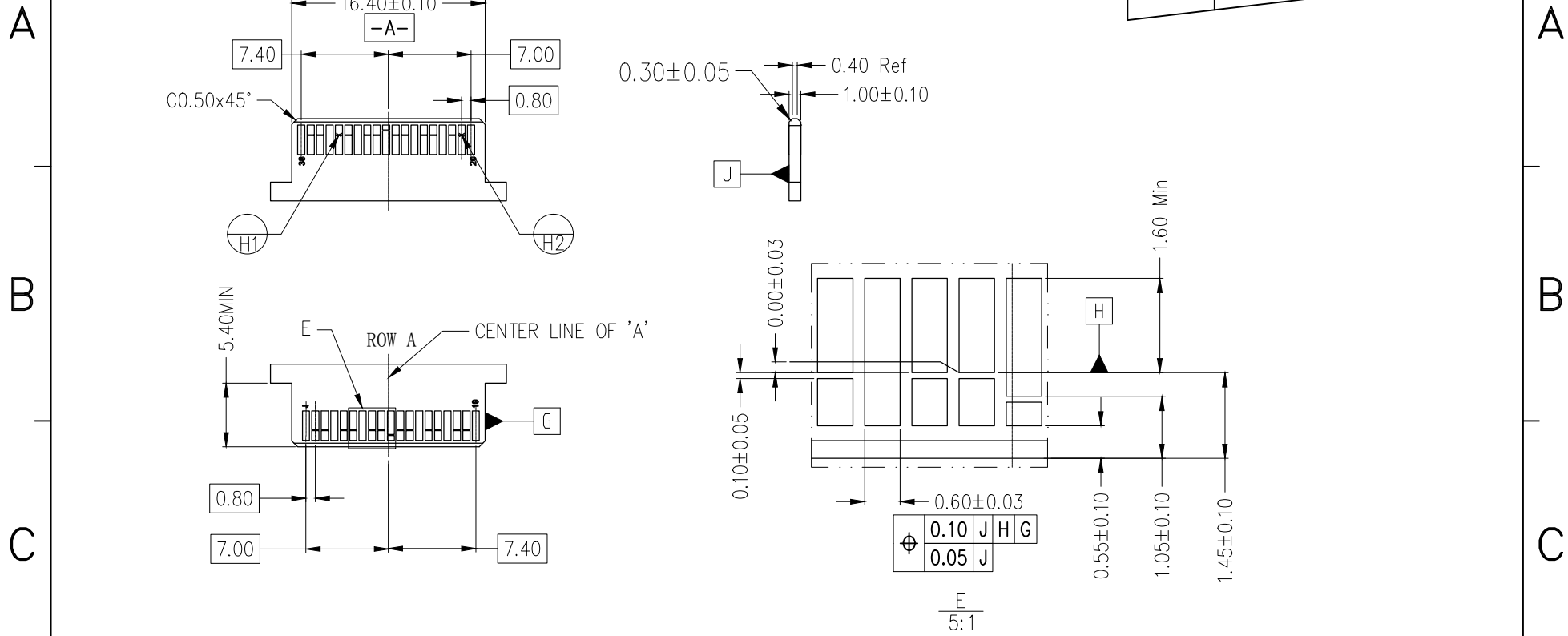
RECOMMENDED PCB DIMENSION TOLERANCE±0.05

RoHS Compliant

		Tel: 0769-81585156 Fax: 0769-81605156		TOLERANCES 公差 .0 ± 0.25 .00 ± 0.15 .000 ± 0.05	Material: 材质 SEE NOTE	Designed: 设计 Jed	NAME: 名称 QSF28 1X1 CONNECTOR
第三视角	A4 SIZE	SCALE 比例 1:1	UNIT 单位 mm	CUSTOMER: 客户 N/A	Finish: 电镀 SEE NOTE	Checked: 审核	DWG NO: 图号 ESF150802
MODEL NO: 料号 N/A	ANGLES ± 0.5	SHEET 2 OF 3 第 页 共 页		Approved: 核准 Robin	PART NO: 料号 SEE TABLE	REV. 版本 X1	

Customer drawing

REV. 版本	ECN NO. 变更说明	DATE 日期



NOTES:
 1. DATUM G- DEFINED BY CENTERLINE OF PADDLE CARD WIDTH
 2. DATUM H- DEFINED BY LEADING EDGE OUTER MOST OF THIRD MATE CONTACTS (PADS)
 -TO BE RE-ESTABLISHED ON EACH SIDE
 3. DATUM J- DEFINED BY TOP SURFACE OF PADDLE CARD
 NO SOLDER MASK WITHIN 0.05 OF ALL DEFINED CONTACT PAD EDGES
 NO SOLDER MASK BETWEEN END END CONTACTS AND THE SIDE EDGES OF THE PADDLE CARD

RoHS Compliant

库乐科技 Tel: 0769-81585156 Fax: 0769-81605156		TOLERANCES 公差 .0 ± 0.25 .00 ± 0.15 .000 ± 0.05	Material: 材质 SEE NOTE	Designed: 设计 Jed	NAME: 名称 QSFP28 1X1 CONNECTOR
第三视角 A4 SIZE	SCALE 比例 1:1	UNIT 单位 mm	CUSTOMER: 客户 N/A	Checked: 审核 Robin	DWG NO: 图号 ESF150802
MODEL NO: 料号 N/A	ANGLES ± 0.5	SHEET 3 OF 3 第 3 页 共 3 页	Approved: 核准	PART NO: 料号 SEE TABLE	REV. 版本 X1